POTAIN

Igo 36

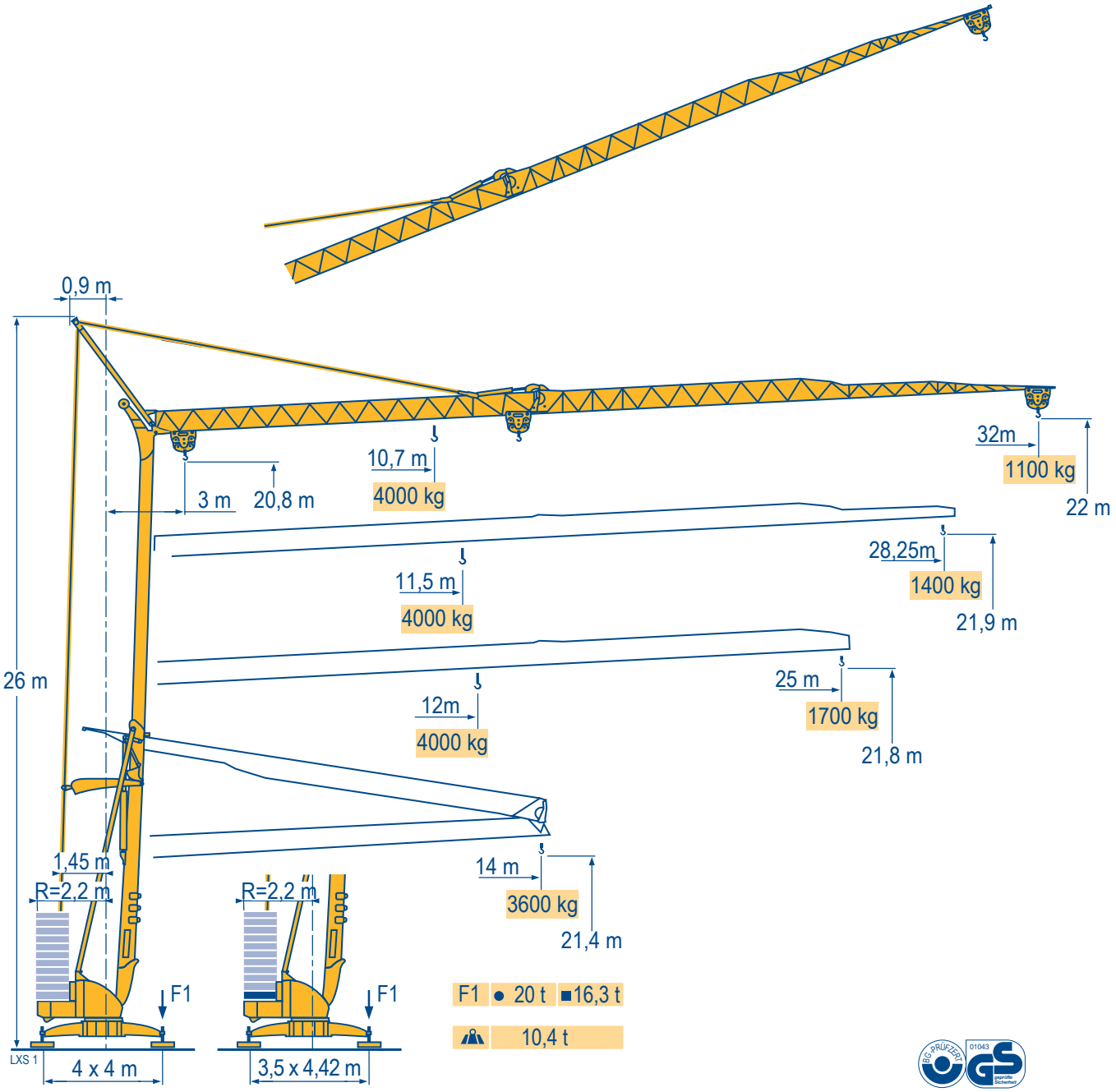

FEM 1.001-A3

Manitowoc Crane Group

Courbes de charges
Lastkurven
Load diagrams
Curvas de cargas
Curve di carico
Curva de cargas

LXS 1



32 m	3 ►	12,87	13	14	m	10,7	11	12	13	14	15	16	17	18	19	19,5	20	22	25	27	30	32	m
		4000	3950	3600	kg	4000	3870	3460	3125	2845	2610	2410	2230	2080	1940	-	1820	1615	1375	1250	1090	1000	kg
																2000	1940	1730	1485	1350	1190	1100	kg
28,25 m	3 ►	12,87	13	14	m		11,5	12	13	14	15	16	17	18	19	20	21	22	25	27	28,3	m	
		4000	3950	3600	kg		4000	3790	3420	3120	2860	2640	2450	2280	2135	2000	1885	1780	1520	1375	1300	kg	
																	2000	1890	1620	1480	1400	kg	
25 m	3 ►	12,87	13	14	m			12	13	14	15	16	17	18	19	20	21	21,8	23	25	m		
		4000	3950	3600	kg			4000	3600	3280	3010	2775	2580	2400	2250	2110	1985	-	1775	1600	kg		
																		2000	1875	1700	kg		

Flèche relevée
Ausleger in Steilstellung
Luffing jib
Flecha izada
Braccio impennato
Lança inclinada

LXS 1

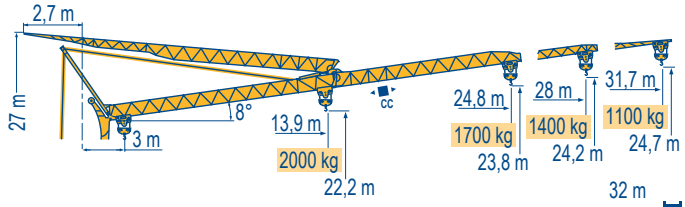

32 m	3 ►	18,3	19	19,5	21	23	25	26	28	30	31,7	m
		2000	1910	-	1685	1505	1355	1290	1175	1075	1000	kg
				2000	1830	1640	1485	1415	1295	1190	1100	kg
28,25 m	3 ►		19,8	20,8	21	23	25	26	28	m		
			2000	-	1860	1660	1500	1425	1300	kg		
				2000	1975	1770	1605	1530	1400	kg		
25 m	3 ►			20,7	21,6	23	24,8	m				
				2000	-	1755	1600	kg				
					2000	1860	1700	kg				

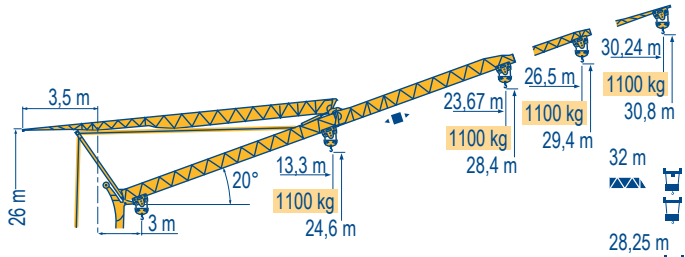

32 m	3 ►	30,2	m	
		1000	kg	
		1100	kg	
28,25 m	3 ►	26,5	m	
		1000	kg	
		1100	kg	
25 m	3 ►	23,7	m	
		1000	kg	
		1100	kg	

Igo 36

POTAIN

	F	D	GB	E	I	P
	Chariot distributeur	Verfahrbare Laufkatze	Traversing trolley	Carro distribuidor	Carrellino distributore	Carro distribuidor
CC	Chariot distributeur et courbes de charges	Verfahrbare Laufkatze und Lastkurven	Traversing trolley and load diagrams	Carro distribuidor y curvas de cargas	Carrellino distributore e curve di carico	Carro distribuidor e curva de cargas
●	Réactions en service	Reaktionskräfte in Betrieb	Reactions in service	Reacciones en servicio	Reazioni in servizio	Reacções em serviço
■	Réactions hors service	Reaktionskräfte außer Betrieb	Reactions out of service	Reacciones fuera de servicio	Reazioni fuori servizio	Reacções fora de serviço
	A vide sans lest (ni train de transport) avec flèche et hauteur maximum.	Ohne Last, Ballast (und Transportachse), mit Maximalausleger und Maximalhöhe.	Without load, ballast (or transport axles), with maximum jib and maximum height.	Sin carga, sin lastre, (ni tren de transporte), flecha y altura máxima.	A vuoto, senza zavorra (ne assali di trasporto) con braccio massimo e altezza massima.	Sem carga (nem trem de transporte)- sem lastro com lança e altura máximas.

Mécanismes
Antriebe
Mechanisms
Mecanismos
Meccanismi
Mecanismos

LXS 3

													ch - PS hp	kW
	15 LVF 10 Optima	m/min	3,6	18	30	49	66						15	11
		kg	2000	2000	2000	1100	500							
		m/min	3,6	18	30	54	66	1,8	8,9	15	27	33		
		kg	2000	2000	2000	1000	500	4000	4000	4000	2000	1000		
	3 DVF5	m/min	19 - 41										3	2,2
	RVF+41	tr/min U/min rpm	0 → 0,8										4	3

CEI 38 IEC 38	kVA
400 V (+6% -10%) 50 Hz	15 LVF 10 : 22 kVA

15 LVF 10 Optima

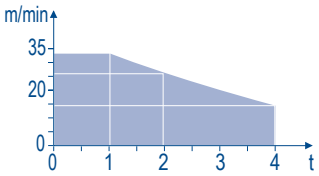

Montage
Montage
Erection
Montaje
Montaggio
Montagem

LXS 1

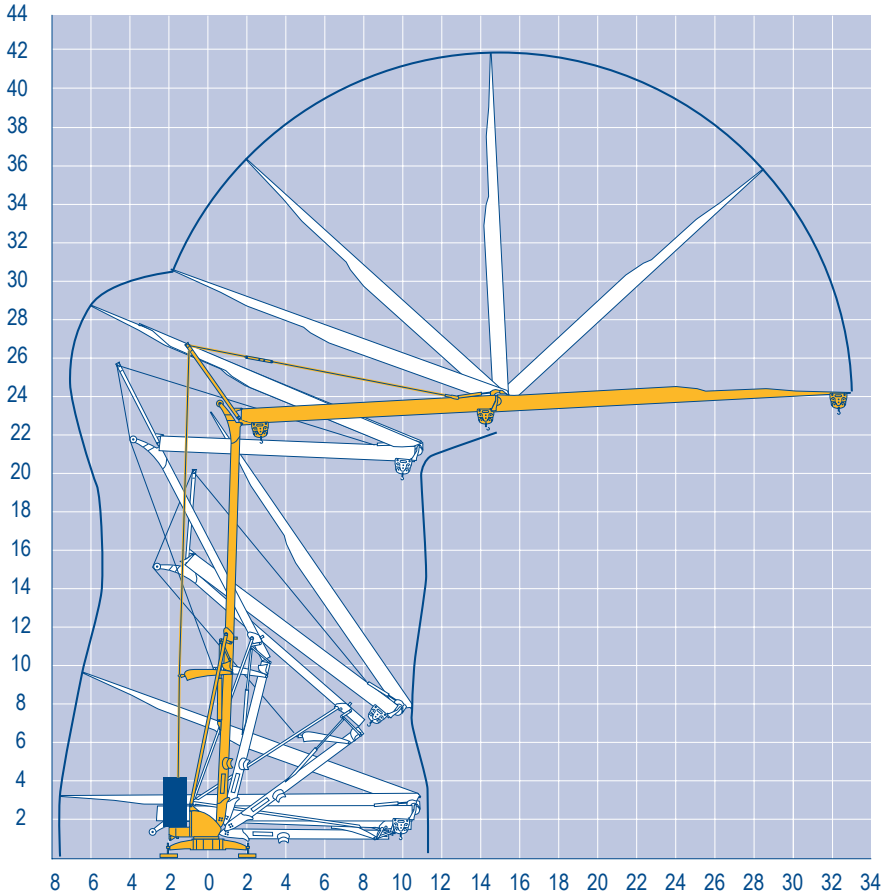

Igo 36

POTAIN

	F	D	GB	E	I	P
	Levage	Heben	Hoisting	Elevación	Sollevamento	Elevação
	Distribution	Katzfahren	Trolleying	Distribución	Ditribuzione	Distribuição
	Orientation	Schwenken	Slewing	Orientación	Rotazione	Rotação

Transport
Transport
Transport
Transporte
Trasporto
Transporte

LXS 2

		L (m)	B (m)	C (m)	D (m)	H (m)
DS61/S120 ○	DS61/S120	15,9	2,45	3,73	7,08	3,05/3,2
DS61/S125	DS61/S125	15,9	2,45	3,73	7,08	3,05/3,2
DJ80/S120 ○	DJ80/S120	15,9	2,45	4,15	6,66	3,1
DJ80/S125	DJ80/S125	15,9	2,45	4,15	6,66	3,1
DJ100/S120	DJ100/S120	16,33	2,45	4,15	6,66	3,23
DJ105/S125	DJ105/S125	16,33	2,45	4,15	6,66	3,23
DJ126M/S125	DJ126M/S125	16,35	2,45	4,15	6,66	3,2
DJ126M/S215M	DJ126M/S215M	17,14	3,24	4,07	6,74	3,55

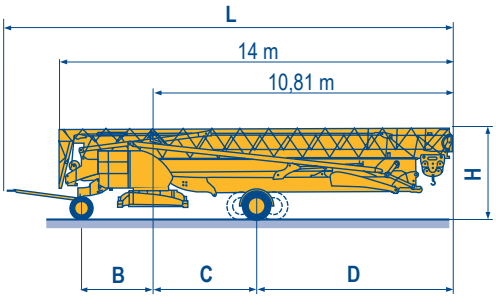

		C (m)	D (m)
SL122/J215M	SL122/J215M	4,07	6,74
SL121/J135	SL121/J135	4	6,66
SL121/S215M	SL121/S215M	4,07	6,74

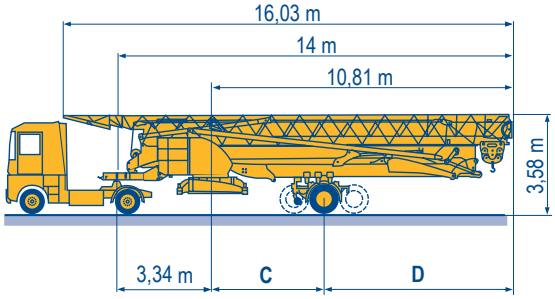

	F	D	GB	E	I	P
○	Chantier	Baustelle	Site	Obra	Cantiere	Estaleiro

Document commercial non contractuel. Pour toute information technique se référer à la notice correspondante.

Unverbindliches Vertriebsdokument. Für technische Informationen, siehe die entsprechenden Anweisungen.

This commercial document is not legally binding. For any technical information, please refer to the corresponding instructions.

Documento commercial no contractual. Para cualquies información tecnica, ver la noticia correspondiente.

Documento commerciale non vincolante, per tutte le informazioni tecniche fare rifferimento al catalogo istrusioni.

Documento comercial não contratual. Para qualquer informação técnica complementar consultar as respectivas instruções.

Manitowoc Crane CARE

POTAIN
Manitowoc Crane Group

18, rue de Charbonnières - B.P.173
69132 ECULLY Cedex - France

Tél. : +33 (0) 4 72 18 20 20
Fax. : +33 (0) 4 72 18 20 00
www.manitowoccranegroup.com

Americas
Tel : +1 888 479 7278
Tel : +1 717 593 2000

Europe – Middle East – Africa
Tel : +33 (0) 4 72 81 50 00
Tel : +44 (0) 191 522 2000

Asia – Pacific
Tel : +65 6264 1188
Fax : +65 6862 4040

www.manitowoccranegroup.com

Igo 36
Code X-91985-49_Réf. 2003 48 LXS 5

Réalisation Sedoc

Copyright.Reproduction interdite © POTAIN 2003

Printed in France Modifications réservées Änderungen vorbehalten Subject to modification Modificaciones reservadas Modifiche riservate Reserva de modificações